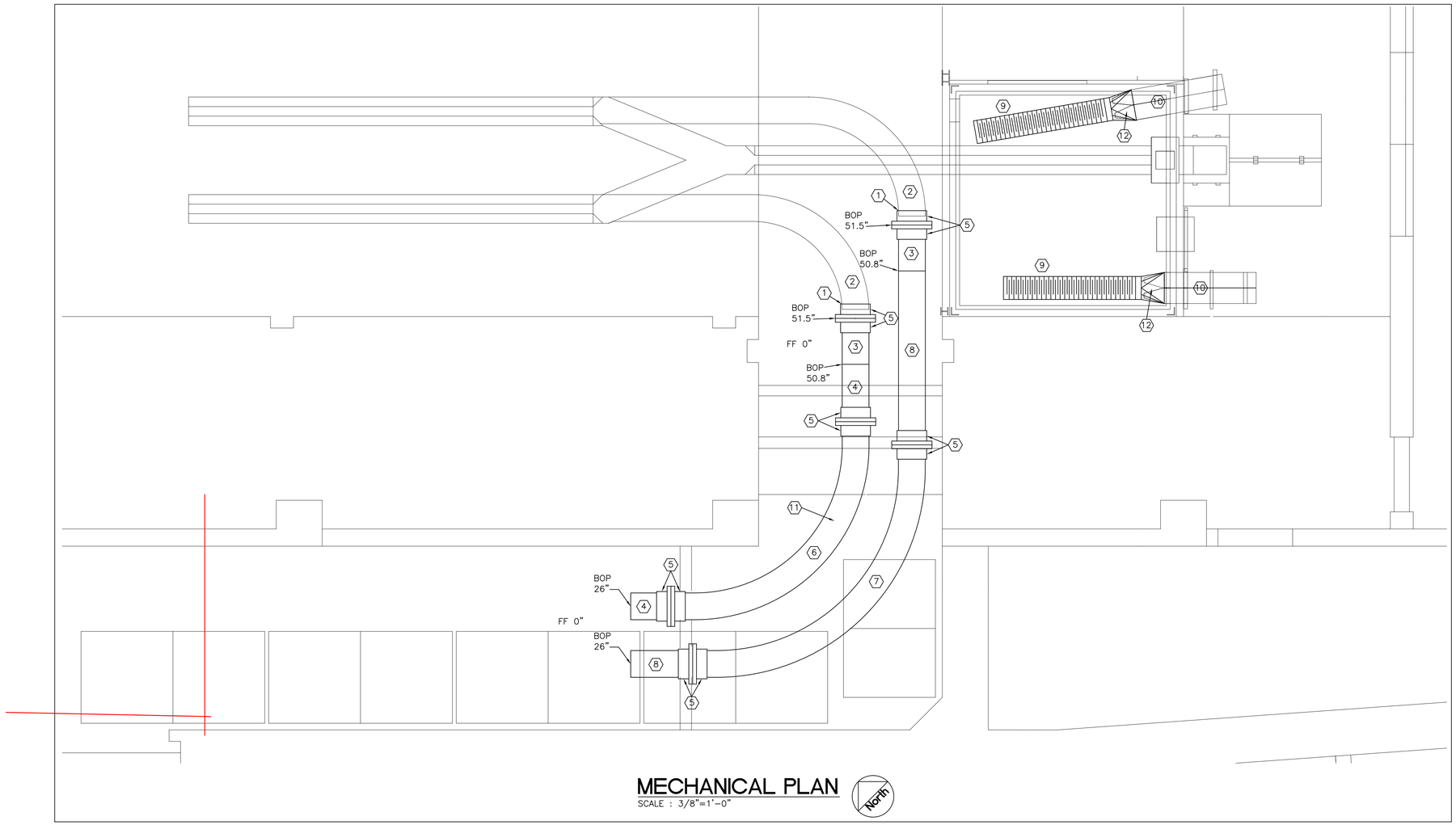

MECHANICAL PLAN

SCALE : 3/8"=1'-0"

NOTES-MECHANICAL PLAN

1. POINT OF CONNECTION: NEW TO EXISTING.
2. EXISTING 14" PVC SCHEDULE 40 PIPING AT 2.78% SLOPE (1" DROP FOR EVERY 36" RUN).
3. 24" SECTION OF 14" PVC SCHEDULE 40 PIPE AT 2.78% SLOPE (MATCH EXISTING PIPE SLOPE).
4. 14" PVC SCHEDULE 40 PIPE AT 10% SLOPE (REUSING EXISTING 14"PIPE/SPOOL).
5. 14" PVC VAN STONE STYLE SOCKET FLANGE (TWO PIECE).
6. 14" PVC SCHEDULE 40 84"RADIUS 90° ELBOW AT 10% SLOPE.
7. 14" PVC SCHEDULE 40 102"RADIUS 90° ELBOW AT 6.74% SLOPE.
8. 14" PVC SCHEDULE 40 PIPE AT 6.74% SLOPE (REUSING EXISTING 14"PIPE/SPOOL).
9. 14" DRAIN HOSE. 6' LENGTH. NOVAFLEX 5284.
10. EXISTING OBSERVATION BOX.
11. SEE PIPING SPOOL THIS SHEET.
12. SEE OBSERVATION BOX OUTLETFLOW TRANSITION FITTING DETAIL THIS SHEET.

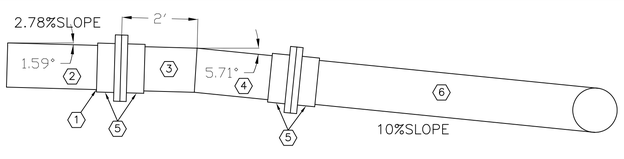

PIPING SPOOL

SCALE : 1/2"=1'-0"

GENERAL NOTES

A OBSERVATION BOX OUTLET TRANSITION FITTING IS CONSTRUCTED OF 3/16" ALUMINUM WITH WELDED SEAMS.

NOTES

1. 3/4" TABS FACILITATE ATTACHING NEW OUTFLOW TRANSITION FITTING TO EXISTING OBSERVATION BOX.
2. COLLAR FOR ATTACHING 14"ø FLEXIBLE HOSE.

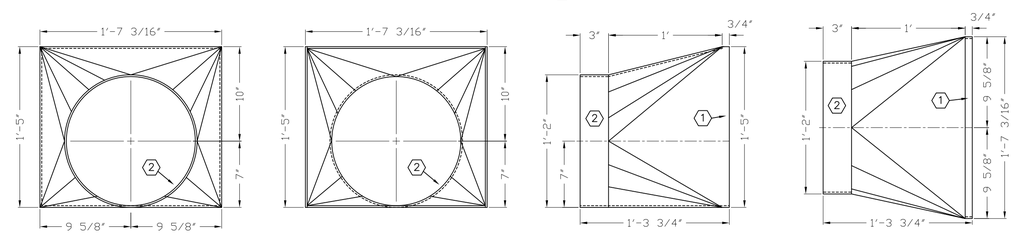

OUTLET VIEW | INLET VIEW | SIDE VIEW | TOP VIEW

OBSERVATION BOX OUTFLOW TRANSITION FITTING

SCALE : 1-1/2"=1'-0"

SCALE: 3/8"= 1'-0"

US Army Corps of Engineers®

MARK	DESCRIPTION	DATE	APPR.

DESIGNED BY: G.ELDRIDGE | DATE: 3-21-2013
DWN BY: RD | CKD BY:GE | SOLICITATION NO.:
SUBMITTED BY: GE | CONTRACT NO.:
PLOT SCALE: | PLOT DATE: 3-21-2013 | DRAWING NUMBER:
SIZE: | FILE NAME:

BONNEVILLE LOCK AND DAM ADULT FISH FACILITY IMPROVEMENTS

MECHANICAL PLAN ASBUILT DRAFT

SHEET IDENTIFICATION
M-001
SHEET 1 OF 2